

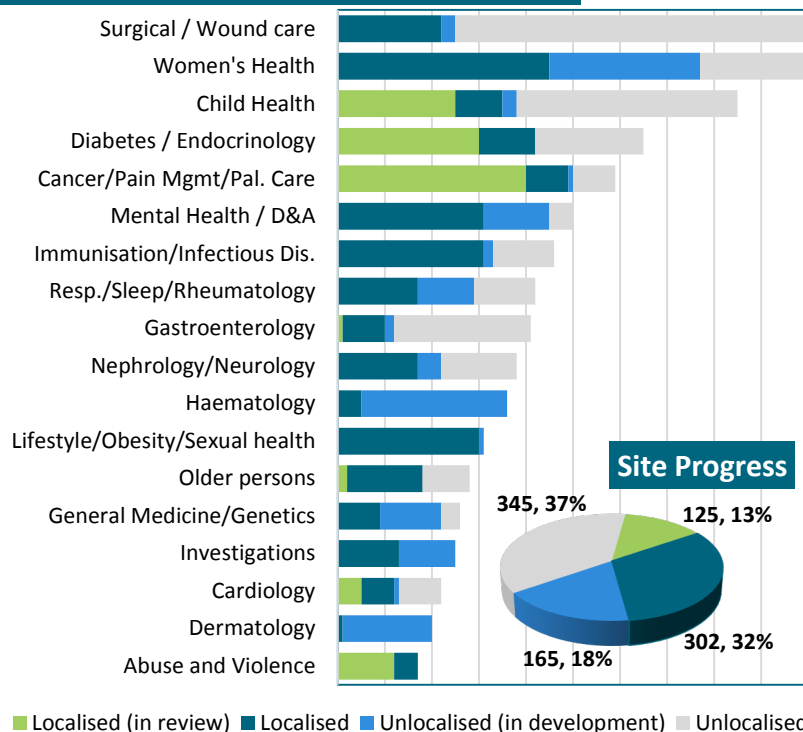
HealthPathways Updates

- Community acquired pneumonia (new)
- 2 information pathways reviewed

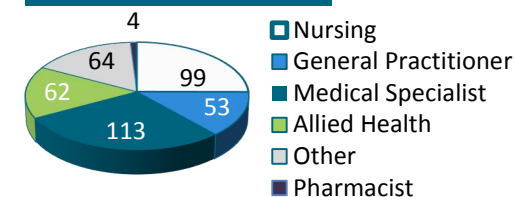
Health Resource Directory.org.au Updates

- The following factsheets are now available in Arabic, simplified Chinese and Vietnamese
 - Advance care planning
 - Domestic violence safety planning
 - Miscarriage
 - Newly diagnosed type 2 diabetes
 - Sexual health screening
 - Suicidal thoughts

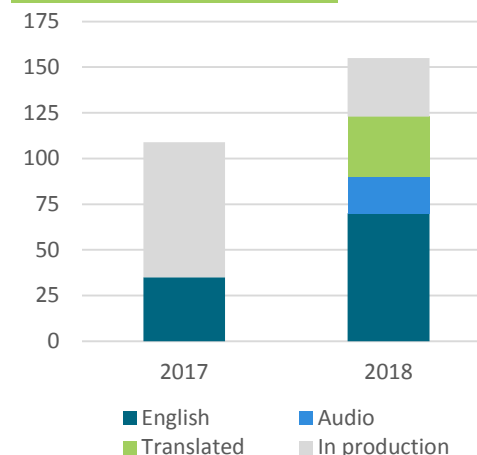
Healthpathways progress by clinical area(s)



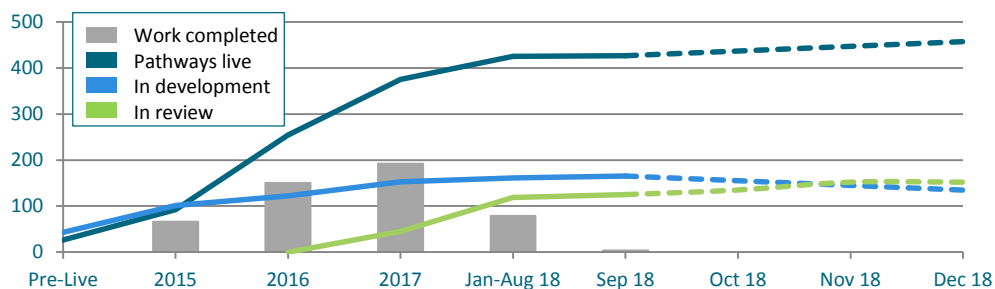
Program participation



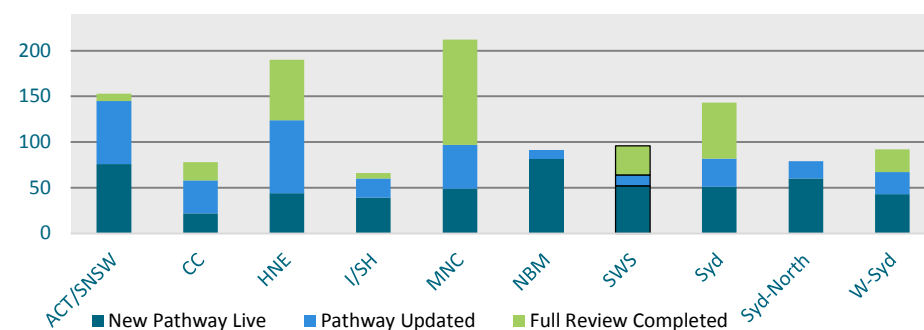
Factsheet development



Pathway development progress

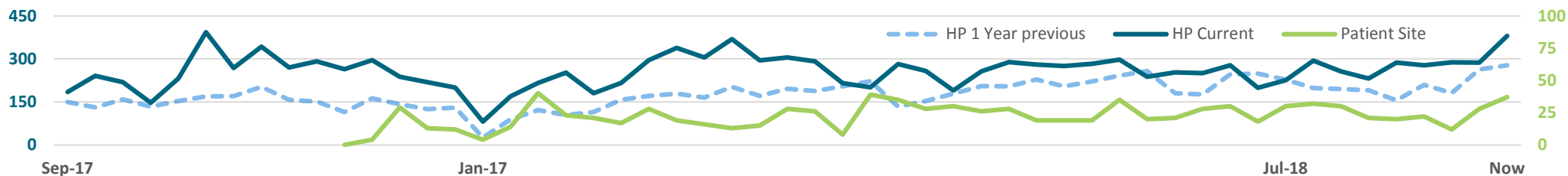


HealthPathways output - NSW Regions (Jan 2018 - now)*



*Note: The variability of each regions' HealthPathways program (e.g. staffing levels, length of time live, etc.) should be taken into account when comparing a region's performance against others

Google Analytics Data



	Top 10 HP Pathways*	Top 10 factsheets
1	Patient factsheets A-Z	Epilepsy in women and pregnancy
2	SWSPHN mental health programs	Behavioural concerns in children
3	Antenatal first consult	Bleeding in mid-late pregnancy
4	Education resources	Advance care planning
5	Chronic hepatitis C	Domestic violence
6	Hypertension	Hypoglycaemia
7	Palliative care advice	Planning to have a baby
8	Gestational diabetes	Suicidal thoughts
9	My Health Record	After a loved one has died
10	Weight management in adults	E-health anxiety

*Defined by Unique Pageviews: Excludes Home, Search, Pathway Updates and South Western Sydney Localised Page, and all Header and Service Directory Pages.

HealthPathways Site Statistics

	Sep 18	Sep 17	% Change ↑ ↓
SESSIONS: No. times site has been accessed	1,311	981	↑ 34%
USERS: No. individuals accessing the site	457	292	↑ 57%
PAGEVIEWS: No. pages viewed on the site	6,121	4,535	↑ 35%
PAGES/SESSION: No. pages viewed per session	4.67	4.62	
RETURNING SESSIONS: % using site more than once	76%	81%	

Normalised Data Used: Excludes technical writing company and other HealthPathways region site usage

Health Resource Directory Site Statistics

	Sep 18	Average	% Change ↑ ↓
SESSIONS: No. times site has been accessed	125	99	↑ 26%
USERS: No. individuals accessing the site	93	71	↑ 31%
PAGEVIEWS: No. pages viewed on the site	549	494	↑ 11%
LINK CLICKS: No. times a resource was accessed	157	115	↑ 37%
PAGES/SESSION: No. pages viewed per session	4.39	4.39	