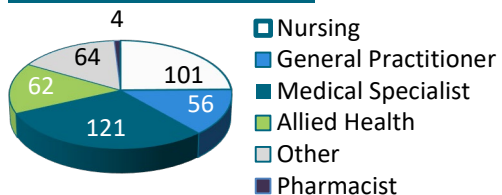


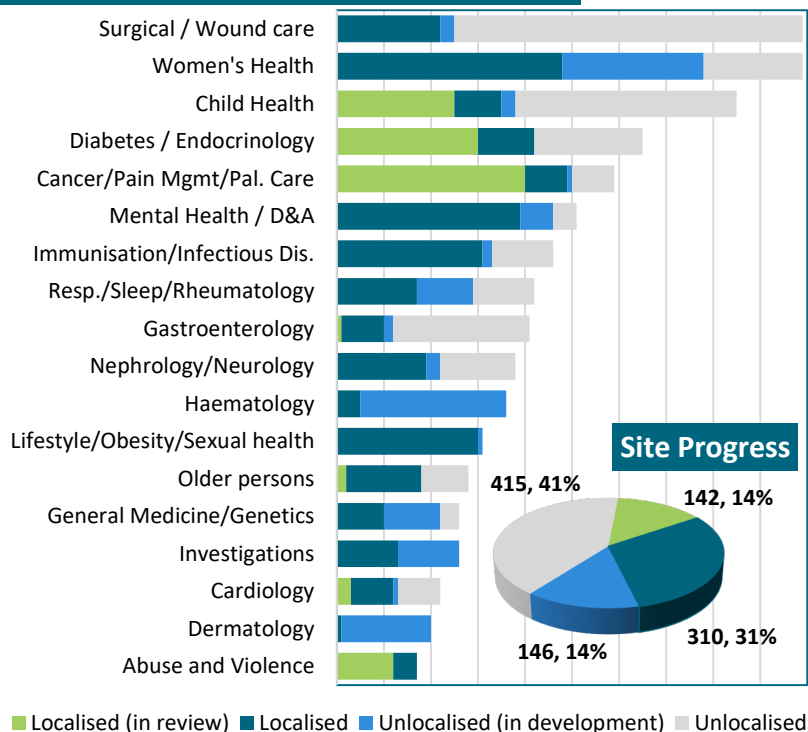
HealthPathways Updates

- [Head and neck cancer – established](#) (new)
- [ST-elevation myocardial infarction](#) (new)
- [Respiratory compromise in neuromuscular conditions](#) (new)
- [Stroke](#) (new)
- [Transient ischaemic attack](#) (new)
- [Hypertension in pregnancy](#) (new)
- [Renal disease in pregnancy](#) (new)
- [UTIs in pregnancy](#) (new)
- [Familial colorectal or endometrial cancer syndromes](#) (new)
- [Education](#) (updated with conference videos)

Program participation



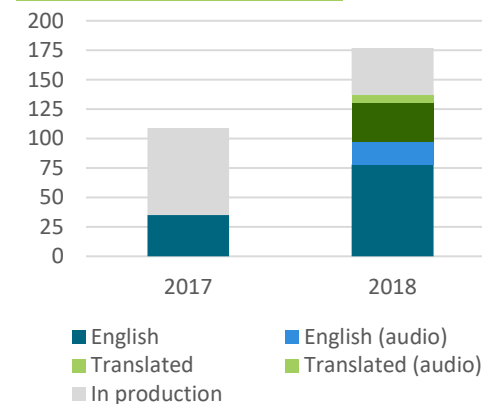
Healthpathways progress by clinical area(s)



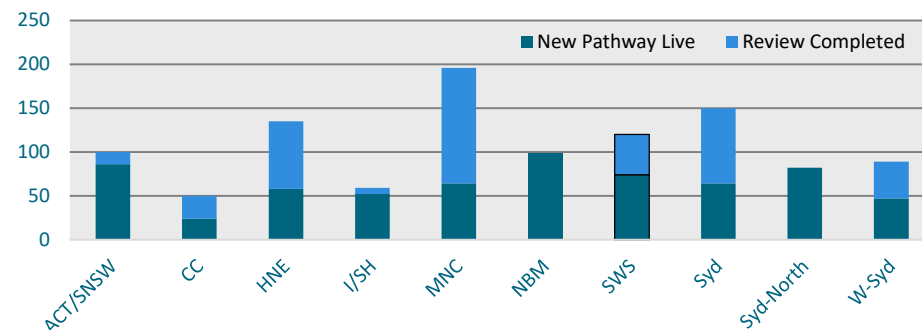
Health Resource Directory Updates

- New health condition pages
- Familial cancers
 - Hypertension in pregnancy
 - Stroke
 - Transient Ischaemic Attack

Factsheet development

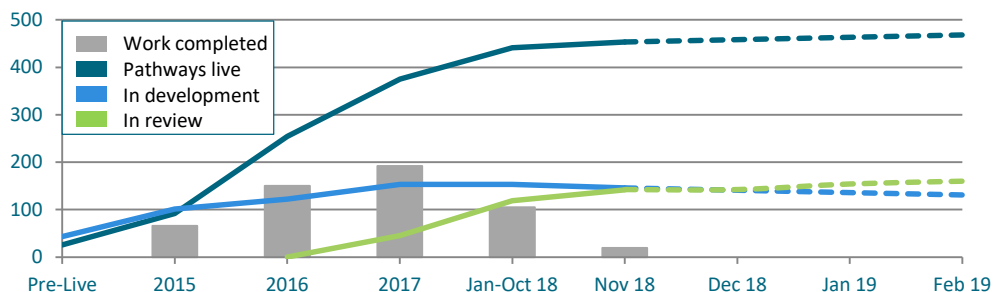


HealthPathways output - NSW Regions (Jan 2018 - now)*

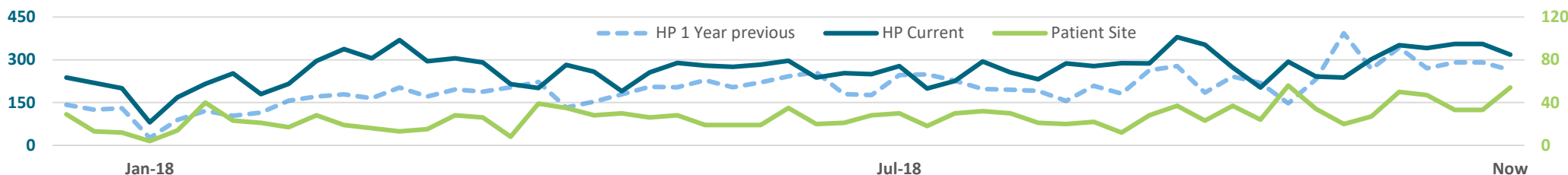


*Note: The variability of each regions' HealthPathways program (e.g. staffing levels, length of time live, etc.) should be taken into account when comparing a region's performance against others

Pathway development progress



Google Analytics Data



	Top 10 HP Pathways*	Top 10 factsheets
1	Education resources	Advance care planning
2	Antenatal first consult	Newly diagnosed type 2 diabetes
3	Iron-deficiency anaemia	Developmental milestones (0-3 months)
4	Hypertension	Suicidal thoughts
5	Screening for fetal anomalies	Chronic pain
6	Fetal movements	Cognitive impairment
7	Antenatal shared care program	Domestic violence and abuse
8	Referral forms	Pre-diabetes
9	Gestational diabetes	Miscarriage (English audio)
10	Heart failure	Gestational diabetes

*Defined by Unique Pageviews: Excludes Home, Search, Pathway Updates and South Western Sydney Localised Page, and all Header and Service Directory Pages.

HealthPathways Site Statistics

	Nov 18	Nov 17	% Change ↑ ↓
SESSIONS: No. times site has been accessed	1,510	1,290	↑ 17%
USERS: No. individuals accessing the site	463	423	↑ 9%
DAILY SESSIONS: 0 days since previous user session	949	860	↑ 10%
PAGEVIEWS: No. pages viewed on the site	7,142	6,394	↑ 12%
PAGES/SESSION: No. pages viewed per session	4.73	4.96	
RETURNING SESSIONS: % using site more than once	79%	79%	

Normalised Data Used: Excludes technical writing company and other HealthPathways region site usage

Health Resource Directory Site Statistics

	Oct 18	Average	% Change ↑ ↓
SESSIONS: No. times site has been accessed	195	106	↑ 83%
USERS: No. individuals accessing the site	153	77	↑ 99%
PAGEVIEWS: No. pages viewed on the site	824	513	↑ 61%
LINK CLICKS: No. times a resource was accessed	209	131	↑ 60%
PAGES/SESSION: No. pages viewed per session	4.23	4.84	