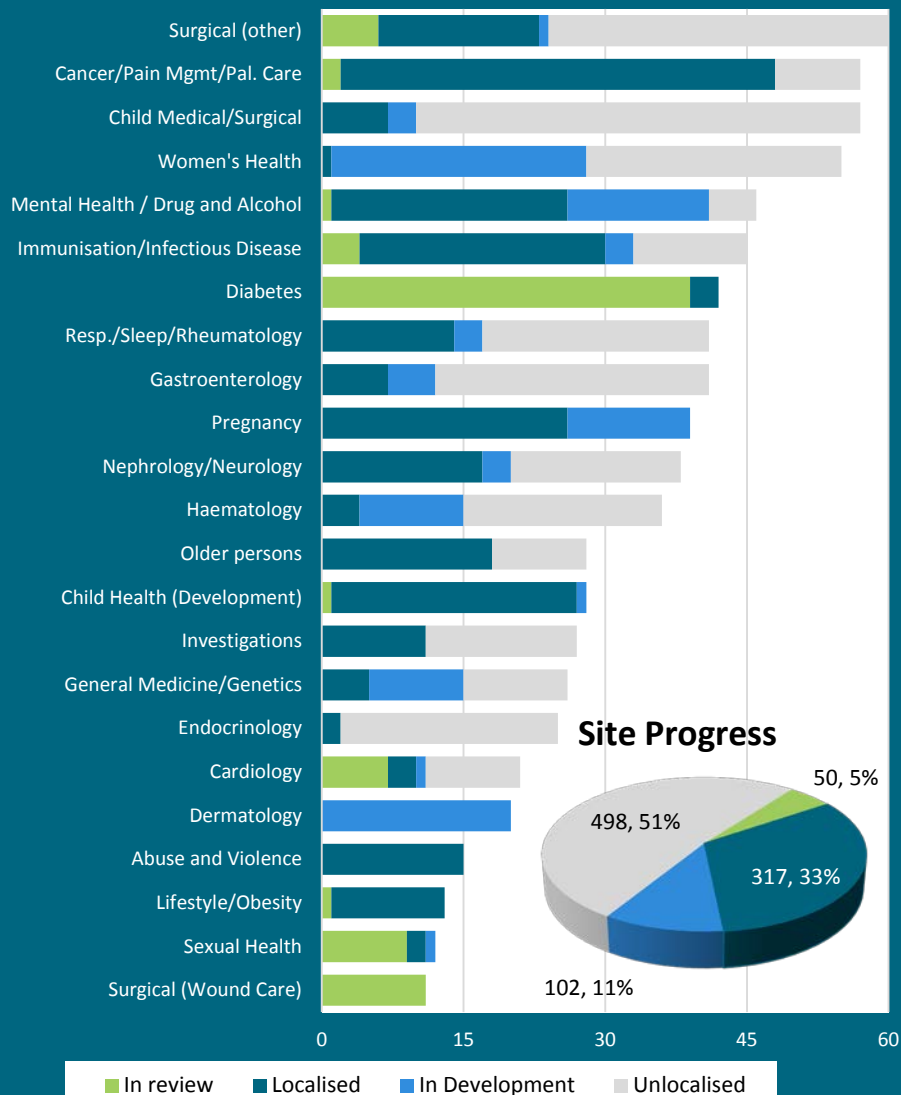
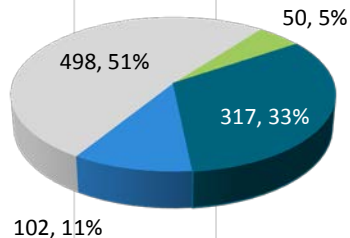


Pathway Progress by Clinical Area(s)



Site Progress

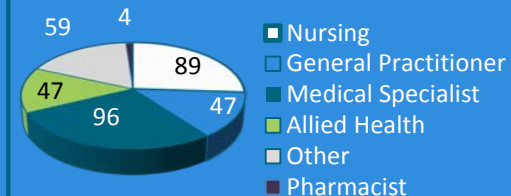


Pathway Updates

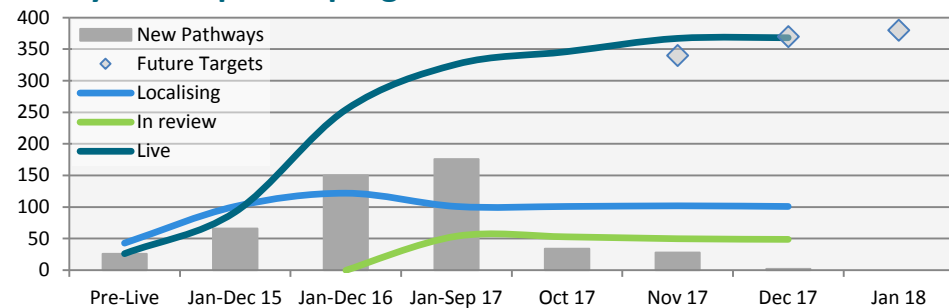
- Nephrology (8 new)
- Cancer Care Support Services (updated)
- Cervical Screening (new)
- Aboriginal and Torres Strait Islander Specific Services (new)
- Sexual Assault (4 new)
- Child or Young Person Sexual Abuse (new)
- Smoking Cessation Advice (updated)

Program Engagement

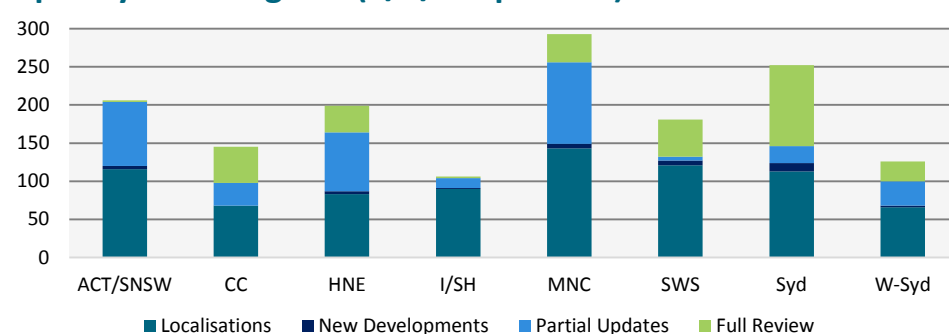
Workgroups completed: 18
CPD Events Attended: 80
HealthPathways Practice Visits: 164
Health Professional Participation: 343



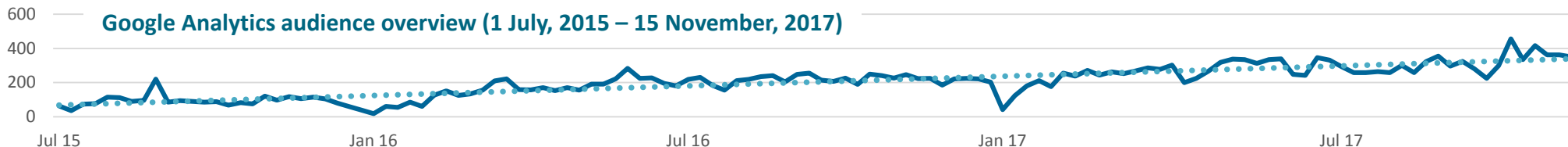
Pathway development progress



Output by NSW Regions (1/1/17- present)



Google Analytics audience overview (1 July, 2015 – 15 November, 2017)



Top 10 Pathways*

	This month	Last 3 months	Last 12 months
1	Referral Forms	Education Resources	Antenatal First Consult
2	High Risk Foot Assessment	Non-Urgent Antenatal Care Referrals	Non-Urgent Antenatal Care Referrals
3	Education Resources	Referral Forms	Education Resources
4	Non-Urgent Antenatal Care Referrals	Antenatal – First Consult	Referral Forms
5	Diabetes Continuing Care	Gestational Diabetes	Newly Diagnosed Type 2 Diabetes
6	Non-Urgent Diabetes Specialist Referrals	Chronic Hepatitis C	Chronic Pain
7	Chronic Hepatitis C	High Risk Foot Assessment	Gestational Diabetes
8	Refugee Health Assessment	Diabetes Continuing Care	Child with a Rash
9	Antenatal First Consult	Useful Apps	Weight Management in Adults
10	Emergency Departments	Weight Management in Adults	Antenatal Shared Care Program

*Defined by Unique Pageviews: Excludes Home, Search, Pathway Updates and South Western Sydney Localised Page, and all Header and Service Directory Pages.

Site Statistics

	Nov 17	Nov 16	Total
SESSIONS: No. times the site has been accessed	1,678	954	26,008
USERS: No. individuals that have accessed the site	554	322	5,962
PAGEVIEWS: No. pages viewed on the site	8,011	5,256	139,142
PAGES/SESSION: Avg. no. pages viewed per session	4.77	5.51	5.35
RETURNING SESSIONS: % of visitors that are returning	80%	82%	77%



Factsheets Update

- 48 factsheets currently live (English)
- 33 factsheets in development
- 10 translated factsheets in final stages of development (Arabic, Vietnamese, Simplified Chinese)

Site Update

- Launched June 2017
- 99 health condition pages
- 14 service information pages



Obesity and Related Conditions
Patient Factsheet
Revised June 2017

What is it?
Obesity can affect a person's overall health and wellbeing. People with a body mass index of more than 25 are at greater risk of developing a number of related medical conditions. Obesity can also increase the symptoms of these health conditions.

Obesity Related Conditions

- Gastrointestinal**
 - Fatty liver disease
 - Gallstones and pancreatic disease
 - Hallux
- Cardiovascular**
 - Stroke
 - Coronary heart disease
 - Cardiac failure
 - Hypertension
- Endocrine**
 - Metabolic syndrome
 - Type 2 Diabetes
- Genitourinary**
 - Chronic kidney disease
 - Kidney stones
- Pulmonary**
 - Obstructive sleep apnoea
 - Asthma
 - Obstructive pulmonary syndrome
- Reproductive health**
 - Infertility
 - Obstructive pulmonary syndrome
- Musculoskeletal**
 - Joint and low back pain
 - Lower limb pain, central disc disorders
 - Mobility disability (particularly in older adults)
- Cancer**
 - Cancers of the breast (post-menopausal women), ovaries and endometrium
- Mental health**
 - Depression
 - Eating disorders - binge eating disorder

Male Specific

- Genitourinary**
 - Sexual dysfunction
- Reproductive health**
 - Infertility
- Cancer**
 - Cancers of the prostate

Female Specific

- Genitourinary**
 - Sexual dysfunction
- Reproductive health**
 - Menstrual disorders
 - Missed or irregular periods
 - Infertility
- Cancer**
 - Cancers of the breast (pre-menopausal women), ovaries and endometrium

Speak to your GP about ways to reduce your weight and improve your health.

The information is to be read in conjunction with the relevant program for your state. It is not designed to be used as a replacement for a consultation with your medical team.

Health Resource Directory is an initiative of South Western Sydney Local Health Network.

phn
Public Health Network
www.healthpathways.org.au

Obesity Related Conditions