

Clinical Area Overview

Pathway	No. Live	Pathway	No. Live
Acute / Emergency	2	Nephrology	0
Cardiology	8	Neurology	0
Child Health	37	Obesity	7
Diabetes	40	Older Person's Health	14
Endocrinology	0	Ophthalmology	2
ENT / Otolaryngology	1	Oral Health	0
Gastroenterology	5	Orthopaedics	1
General Medicine	5	Palliative Care	34
GP Resources	57	Plastic Surgery	0
General Surgery	4	Respiratory	4
Haematology	1	Rheumatology	2
Infectious Diseases	5	Sexual Health	14
Investigations	0	Urology	0
Lifestyle / Preventative Health	23	Vascular	0
Mental Health	23	Women's Health	24
		Wound Management	7

Completed Pathways (278)

New localised pathways:

- Antenatal Clinical Pathways (15)
- Problem Gambling
- Acutely Disturbed Adult or Older Person
- Older Persons Specialist Mental Health Referrals
- Guide to Frequently Used MBS Items
- Sharps Management in General Practice
- Medicare and PBS Safety Nets

Upcoming Workgroups

- To Be Advised

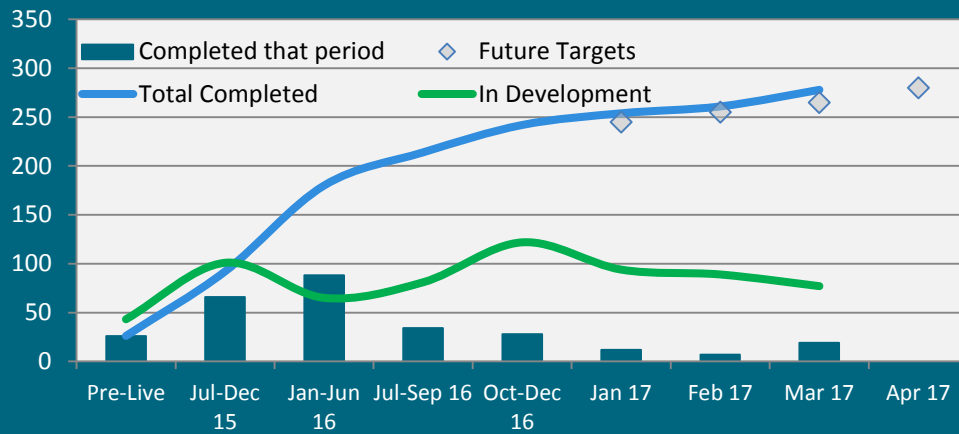
Currently Localising (78)

- Anaemia
- Antenatal Care
- COPD
- Drug and Alcohol
- Gynaecological Cancers
- Hospital in the Home
- Pharmacotherapy for Mental Health
- Renal
- Radiology

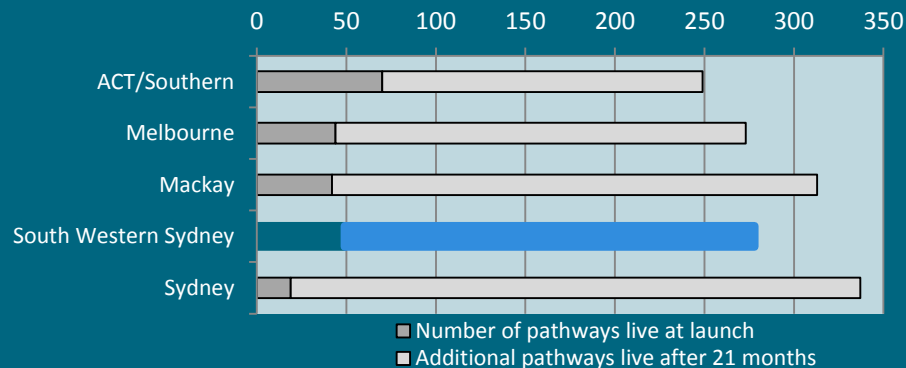
Out for Consultation

- Pharmacotherapy for Child/Youth MH
- Antenatal (clinical pages)

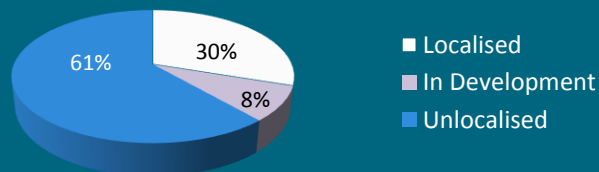
Pathway Development Progress



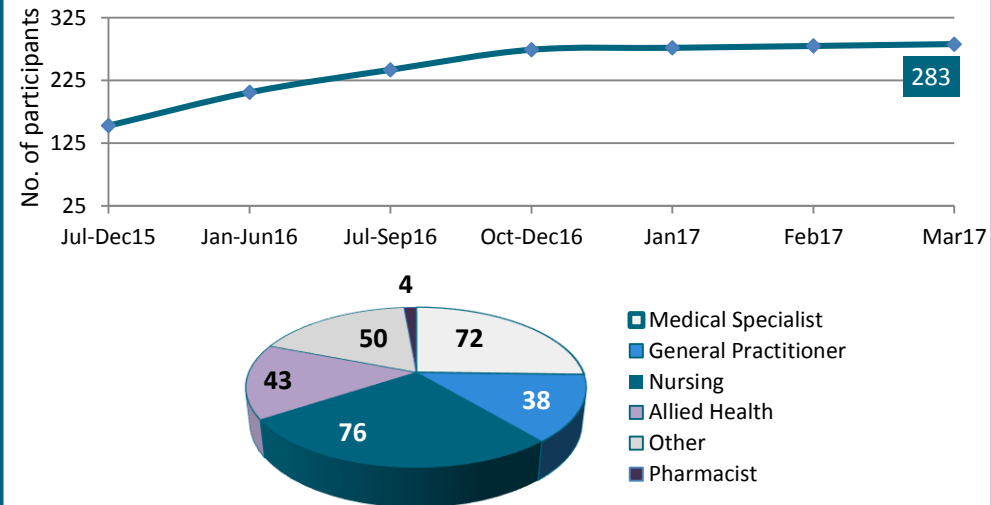
SWS Benchmarking to Comparable Sites



Pathway Status



Health Professional Participation



Communication and Engagement

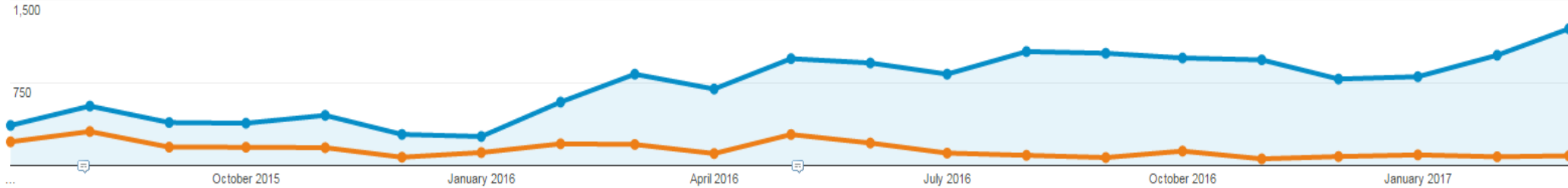
Workgroups completed:	15
CPD Events Attended:	47
HealthPathways Practice Visits:	90
PSO Visits:	240 (for 320 professionals)

HealthPathways Engagement Strategies

- CPD Event Attendance
- GP Newsletter Updates
- GP Practice Visits
- Child with a Rash Promotional Materials
- Diabetes Symposium attendance (May 2017)
- GPCE attendance (May 2017)
- Online CPD hosting (2017)

● Sessions (All Users) ● Sessions (LHD Servers)

Google Analytics Audience Overview (1 July, 2015 – 31 March, 2017)



Top 10 Pathways*

	This Month	Last 3 Months	Last 12 Months
1	Weight Mgmt. in Adults	Child with a Rash	Referral and Claim Forms
2	Chronic Hepatitis C	Weight Mgmt. in Adults	Non-Urgent Antenatal Care Referrals
3	Child with a Rash	Non-Urgent Antenatal Care Referrals	Gestational Diabetes
4	Antenatal First Consult	Chronic Pain	Useful Apps
5	Non-Urgent Antenatal Care Referrals	Antenatal First Consult	Lung Cancer
6	Gestational Diabetes	Gestational Diabetes	Chronic Pain
7	Chronic Pain	Obesity Mgmt. in Adults	Child Development Assessment Referrals
8	Obesity Mgmt. in Adults	Obstructive Sleep Apnoea in Adults	E-Mental Health
9	Cognitive Impairment and Dementia	Antenatal First Consult	Aged Care Assessment Services
10	Non-Urgent Liver Specialist Referrals	Useful Apps	Milestones / Developmental Delay

*Defined by Unique Pageviews: Excludes Home, Search, Pathway Updates and South Western Sydney Localised Page, and all Header and Service Directory Pages.

Site Statistics

	Mar 17	Mar 16	Total
SESSIONS: No. times the site has been accessed	1,235	825	15,252
USERS: No. individuals that have accessed the site	453	280	4,000
PAGEVIEWS: No. pages viewed on the site	6,131	4,146	87,351
PAGES/SESSION: Avg. no. pages viewed per session	4.96	5.03	5.73
RETURNING USER: % of users that are returning	39%	29%	N/A

Top 5 Internal Resources Accessed (Last three months)

1. Provider-Patient Weight Management Discussion Guide
2. Adult Palliative Care Plan
3. Antenatal First Consult Checklist
4. Commonwealth Home Support Service Resource
5. HealthPathways Desktop Shortcut

Top 5 External Resources Accessed (Last three months)

1. HealthPathways Project CPD Events Calendar
2. RACGP Guidelines
3. National Health Service Directory
4. HealthPathways Project Site
5. SWSLHD Palliative Care Services