

Clinical Area Overview

Pathway	No. Live	Pathway	No. Live
Acute / Emergency	2	Nephrology	0
Cardiology	8	Neurology	0
Child Health	37	Obesity	7
Diabetes	40	Older Person's Health	14
Endocrinology	0	Ophthalmology	2
ENT / Otolaryngology	1	Oral Health	0
Gastroenterology	6	Orthopaedics	1
General Medicine	5	Palliative Care	34
GP Resources	53	Plastic Surgery	0
General Surgery	4	Respiratory	4
Haematology	1	Rheumatology	2
Infectious Diseases	5	Sexual Health	14
Investigations	0	Urology	0
Lifestyle / Preventative Health	23	Vascular	0
Mental Health	21	Women's Health	10
		Wound Management	7

Completed Pathways (261)

New localised pathways:

- Before Entering a Residential Aged Care Facility
- Cognitive Impairment / Dementia
- Aged Care Specialist Referrals
- Aged Care Assessment Services (updated)
- Case Conferences
- Chronic Hepatitis B
- Chronic Hepatitis C
- Non-Urgent Liver Specialist Referrals

Upcoming Workgroups

- Drug and Alcohol (9 March 2017)

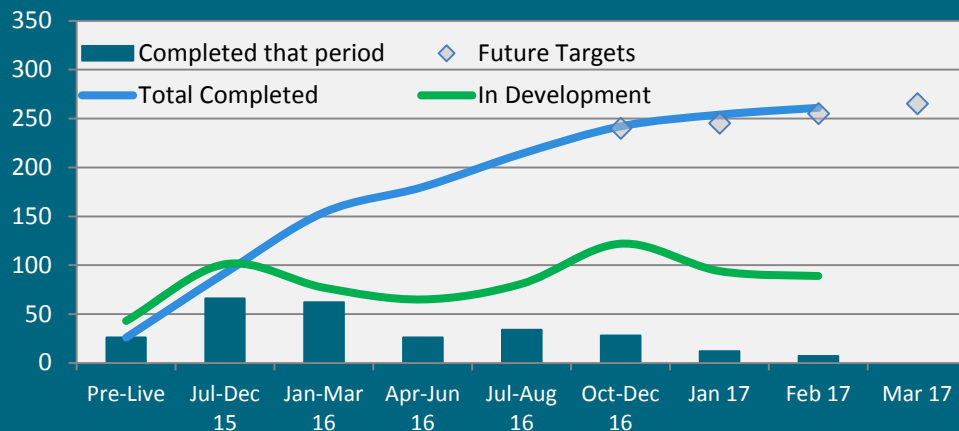
Currently Localising (91)

- Anaemia
- Antenatal Care
- COPD
- Drug and Alcohol
- Gynaecological Cancers
- Hospital in the Home
- Pharmacotherapy for Mental Health
- Radiology
- Renal

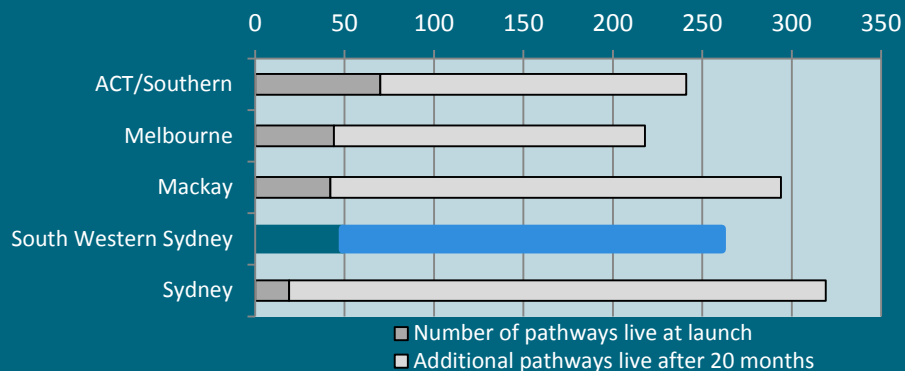
Out for Consultation

- Antenatal (clinical pages)

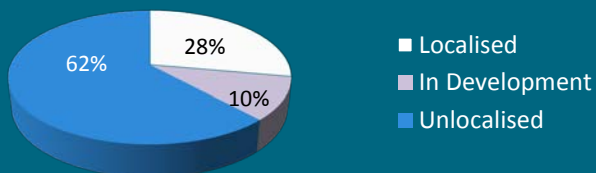
Pathway Development Progress



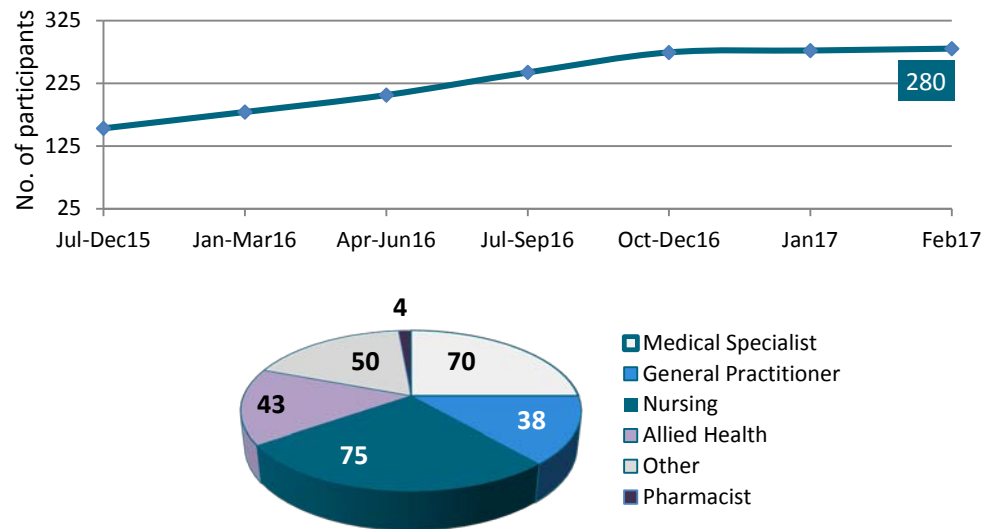
SWS Benchmarking to Comparable Sites



Pathway Status



Health Professional Participation



Communication and Engagement

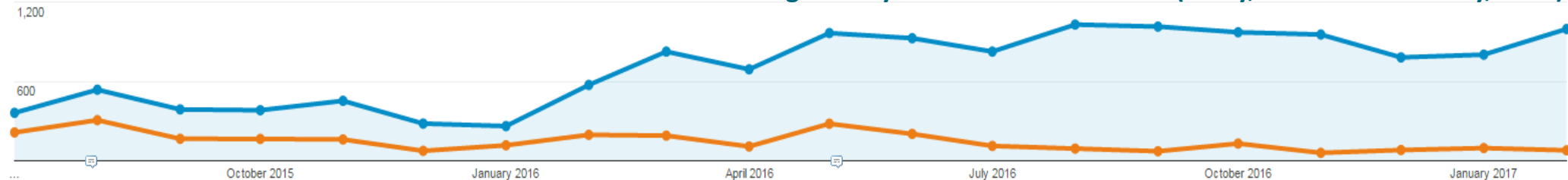
Workgroups completed: 14
 CPD Events Attended: 45
 HealthPathways Practice Visits: 88
 PSO Visits: 235 (for 315 professionals)

HealthPathways Engagement Strategies

- CPD Event Attendance
- GP Newsletter Updates
- GP Practice Visits
- Child with a Rash Promotional Materials
- Diabetes Symposium attendance (May 2017)
- GPCE attendance (May 2017)
- Online CPD hosting (2017)

● Sessions (All Users) ● Sessions (LHD Servers)

Google Analytics Audience Overview (1 July, 2015 – 28 February, 2017)



Top 10 Pathways*

	This Month	Last 3 Months	Last 12 Months
1	Weight Mgmt. in Adults	Child with a Rash	Referral and Claim Forms
2	Obesity Mgmt. in Adults	Non-Urgent Antenatal Care Referrals	Non-Urgent Antenatal Care Referrals
3	Glycaemic Control and Medication	Referral and Claim Forms	Desktop Icon
4	Child with a Rash	Gestational Diabetes	Aged Care Assessment Services
5	Gestational Diabetes	High Risk Foot Assessment	Lung Cancer
6	Non-Urgent Antenatal Care Referrals	Obesity Mgmt. in Adults	Useful Apps
7	Obstructive Sleep Apnoea in Adults	Weight Mgmt. in Adults	Child Development Assessment Referrals
8	Post-Op Care of Cardiac Patients	Suicide Risk	Newly Diagnosed Type 2 Diabetes
9	Adult Weight Mgmt. Services	Glycaemic Control and Medication	Specialist Oncology Referrals
10	Newly Diagnosed Type 2 Diabetes	Antenatal – First Consult	Milestones / Developmental Delay

*Defined by Unique Pageviews: Excludes Home, Search, Pathway Updates and South Western Sydney Localised Page, and all Header and Service Directory Pages.

Site Statistics

	Feb 17	Feb 16	Total
SESSIONS: No. times the site has been accessed	996	542	14,017
USERS: No. individuals that have accessed the site	345	236	3,724
PAGEVIEWS: No. pages viewed on the site	4,774	3,406	81,220
PAGES/SESSION: Avg. no. pages viewed per session	4.79	6.28	5.79
RETURNING USER: % of users that are returning	81%	68%	74%

Top 5 Internal Resources Accessed (Last three months)

1. HealthPathways Desktop Shortcut Icon
2. Commonwealth Home Support Service Resource
3. Adult Palliative Care Plan
4. E-Mental Health - Anxiety
5. Antenatal First Consult Checklist

Top 5 External Resources Accessed (Last three months)

1. HealthPathways Project CPD Events Calendar
2. RACGP Guidelines
3. HealthPathways Project Site
4. SWSPHN Antenatal Section
5. National Health Service Directory