

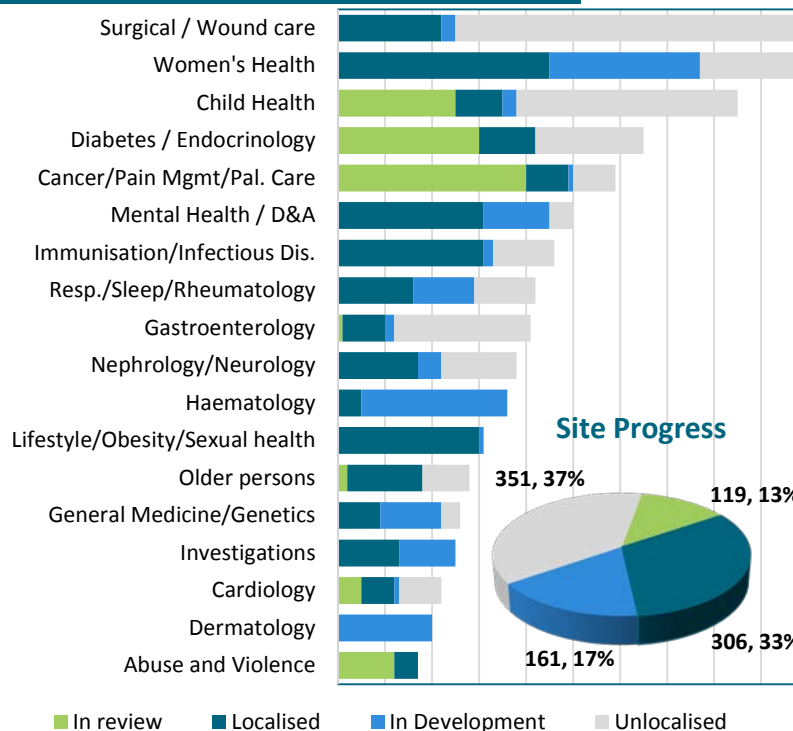
## HealthPathways Updates

- Hypertension (new)
- SWSPHN mental health programs (updated)
- Hand hygiene (updated)
- My Health Record (updated)
- Practical prescribing guide (updated)
- HealthPathways contributors (updated)

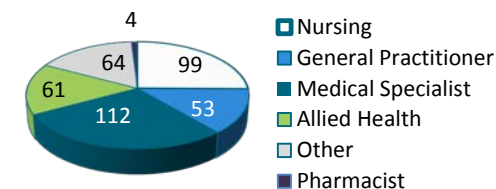
## Health Resource Directory.org.au Updates

- Epilepsy in pregnancy factsheet (new)
- Asthma in pregnancy factsheet (new)
- Cognitive impairment factsheet (new)
- Pre-diabetes factsheet (new)
- Unintended pregnancy factsheet (new)
- Chlamydia factsheet (new)
- Managing the final stages factsheet (new)
- Hypoglycaemia factsheet (new)

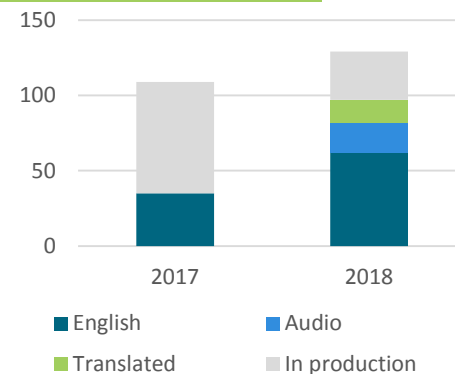
## HealthPathways progress by clinical area(s)



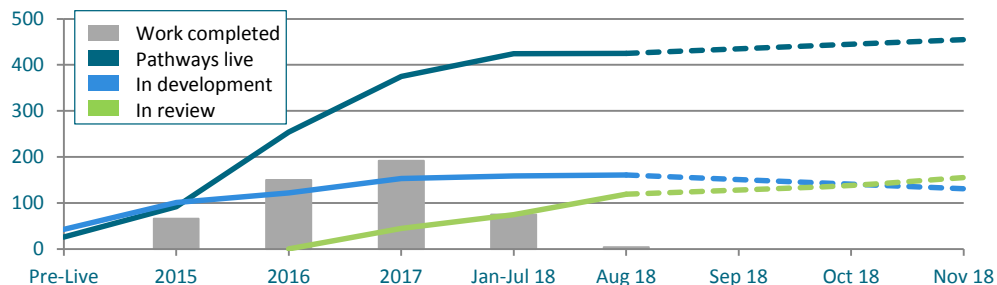
## Program participation



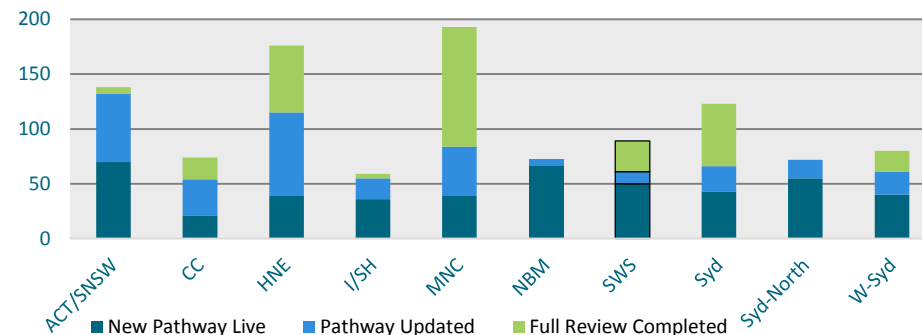
## Factsheet development



## Pathway development progress

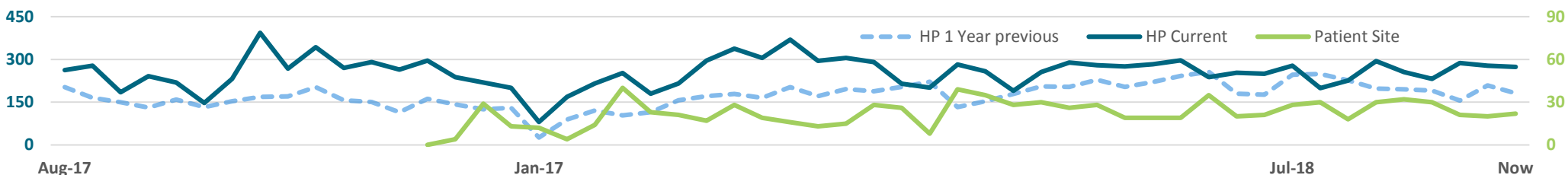


## HealthPathways output - NSW regions (Jan 2018 - now)\*



\*Note: The variability of each regions' HealthPathways program (e.g. staffing levels, length of time live, etc.) should be taken into account when comparing a region's performance against others

## Google Analytics Data



	Top 10 HP Pathways*	Top 10 factsheets
1	Antenatal first consult	Newly diagnosed type 2 diabetes
2	Milestones / developmental delay	Suicidal thoughts
3	Chronic Pain	Advance care planning
4	SWSPHN mental health programs	Miscarriage
5	Non-urgent palliative care referrals	Benefits of exercise
6	Urgent or immediate mental health specialist referral	Gestational diabetes
7	Alcohol	Chronic pain (Arabic translation)
8	Referral forms	Sexual health screening (audio version)
9	Weight management in adults	Miscarriage (audio version)
10	Antenatal shared care program	Sexual health screening

\*Defined by Unique Pageviews: Excludes Home, Search, Pathway Updates and South Western Sydney Localised Page, and all Header and Service Directory Pages.

## HealthPathways Site Statistics

	Aug 18	Aug 17	% Change ↑ ↓
<b>SESSIONS:</b> No. times site has been accessed	1,218	901	↑ 35%
<b>USERS:</b> No. individuals accessing the site	430	294	↑ 46%
<b>PAGEVIEWS:</b> No. pages viewed on the site	5,662	4,586	↑ 23%
<b>PAGES/SESSION:</b> No. pages viewed per session	4.65	5.09	
<b>RETURNING SESSIONS:</b> % using site more than once	74%	78%	

**Normalised Data Used:** Excludes technical writing company and other HealthPathways region site usage

## Health Resource Directory Site Statistics

	Aug 18	Average	% Change ↑ ↓
<b>SESSIONS:</b> No. times site has been accessed	96	104	↓ 8%
<b>USERS:</b> No. individuals accessing the site	78	65	↑ 20%
<b>PAGEVIEWS:</b> No. pages viewed on the site	458	519	↑ 12%
<b>LINK CLICKS:</b> No. times a resource was accessed	65	50	↑ 30%
<b>PAGES/SESSION:</b> No. pages viewed per session	4.77	4.94	